





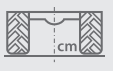








 min KW(HP)	 cat	 RPM	 mm			 cm	 cm	 hydraulic	 Kg			
VM 155	1,55	1,7	18(25)	I, II	540	108	16	48	2 - 7	61		92		310	
VM 155H	1,55	1,7	18(25)				16	48		91		62	✓	320	
VM 180	1,80	2,0	22(30)				18	54		75		105		350	
VM 180H	1,80	2,0	22(30)				18	54		105		75	✓	360	
VM 200	2,0	2,2	26(35)				20	60							390
VM 200H	2,0	2,2	26(35)				20	60		85		115	✓	400	
VM 200H+	2,0	2,2	26(35)				20	60		115		85	✓	400	